

Spring Bunny Plastic Canvas Coasters

Designed by: Kathryn Rubinstein • Skill Level: Beginner

Materials needed:

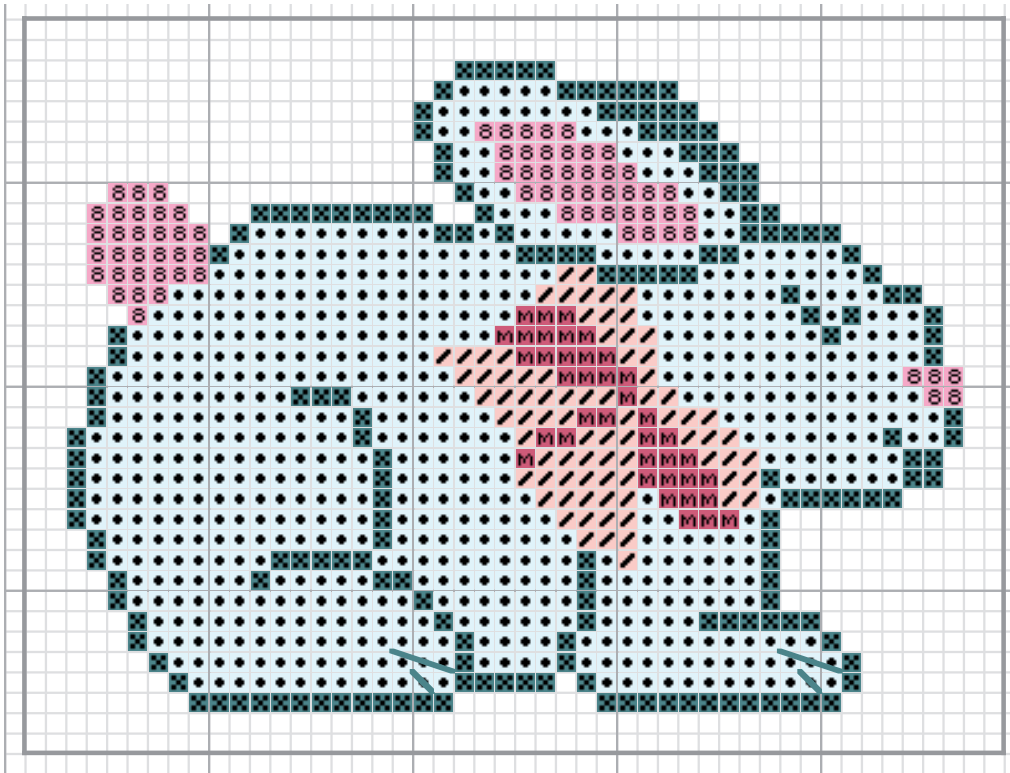
- 10-count plastic canvas
- DMC embroidery floss as listed in color key
- Kreinik Very Fine #4 Braid as listed in color key
- embroidery needle, scissors, white flexi-foam, craft glue

Directions:

Cut rectangles of plastic canvas, each 38 threads by 49 thread. Follow the chart and use full 6-strands of floss for all cross stitches and Hungarian stitches. Use Very Fine #4 Braid doubled in the needle for all cross stitches using metallic threads. Work bunnies first. When each bunny is complete, add straight-stitch totes. Fill in background with Hungarian Stitches.

Finishing:

Trim canvas edges smooth. Finish edges with whip or overcast stitches. Trim off excess floss thread. Optional: cut pieces of foam each slightly smaller than coasters. glue foam backing to wrong side of each coaster.











 Kreinik

© Copyright 2008 Kreinik
Mfg. Co., Inc.

May be reproduced
but not sold.

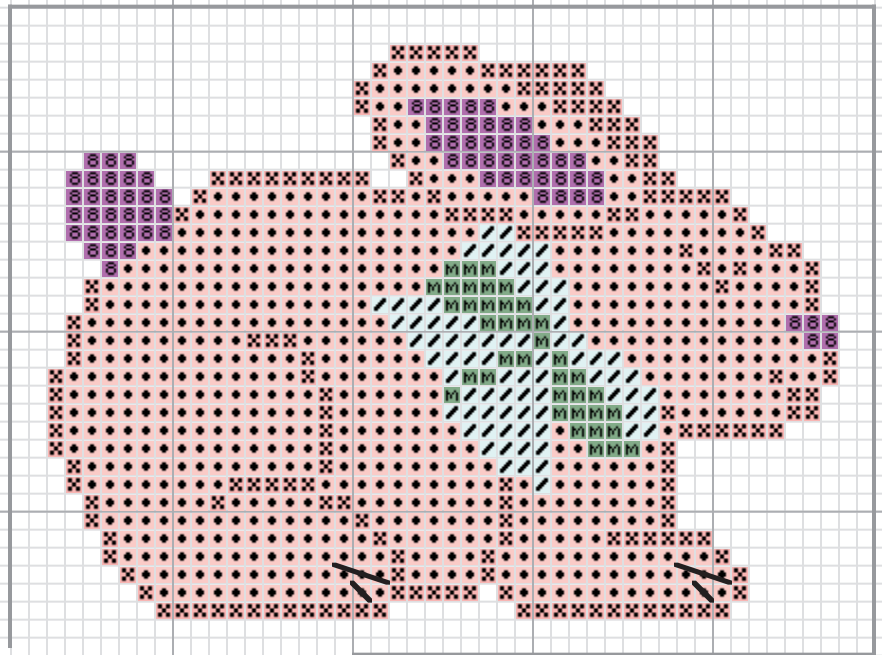
Kreinik Consumer
Information:
1-800-537-2166 or
www.kreinik.com

-  DMC 3761
-  DMC 806
-  Kreinik #4 Braid 092
-  DMC 761
-  Kreinik #4 Braid 024
-  Backstitch DMC 806
-  do not stitch, line is for reference only

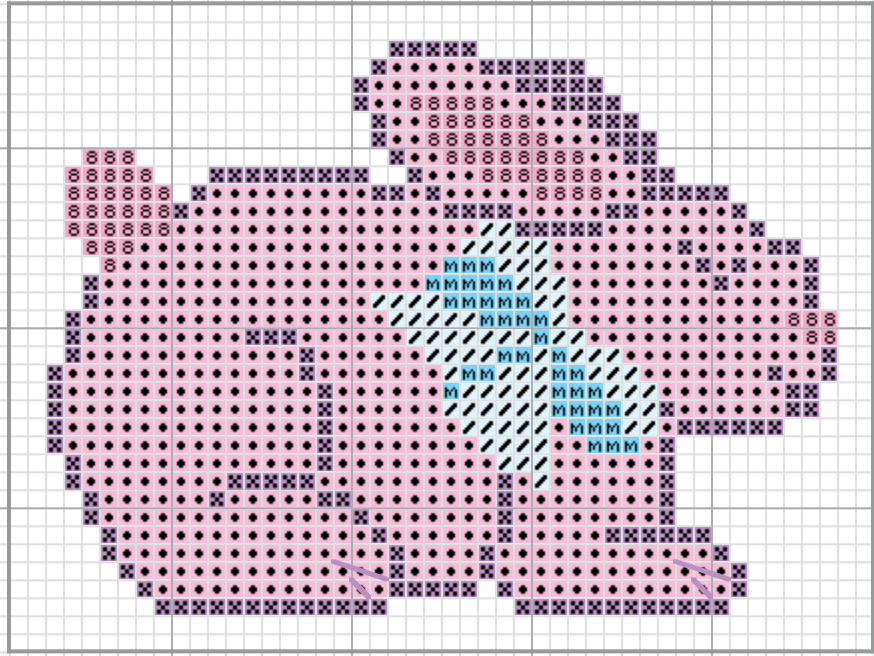


- DMC 504
- ⊠ DMC 502
- ⊞ Kreinik #4 Braid 092
- ⚡ DMC 554
- Ⓜ Kreinik #4 Braid 1223
- ↗ Backstitch DMC 502
- do not stitch, line is for reference only

- DMC 761
- ⊠ DMC 760
- ⊞ Kreinik #4 Braid 1223
- ⚡ DMC 504
- Ⓜ Kreinik #4 Braid 086C
- ↗ Backstitch DMC 760
- do not stitch, line is for reference only



- DMC 554
- ⊠ DMC 208
- ⊞ Kreinik #4 Braid 092
- ⚡ DMC 3761
- Ⓜ Kreinik #4 Braid 094
- ↗ Backstitch DMC 208
- do not stitch, line is for reference only



© Copyright 2008 Kreinik Mfg. Co., Inc. May be reproduced but not sold.

Kreinik Consumer Information:
1-800-537-2166 or www.kreinik.com